

BETSY McCALL'S CALENDAR FOR 1963




JANUARY



FEBRUARY



MARCH



APRIL




MAY




JUNE



JULY



AUGUST



SEPTEMBER



OCTOBER



NOVEMBER



DECEMBER

Betsy's calendar is ever so easy to make: Buy twelve 3-by-5-inch unlined file cards, a small printed calendar for 1963, and a small jar of rubber cement or library paste. You or your mother will probably find all these things in the dime store or the stationer's. On each card, paste a calendar page and, above it, the picture for that month, carefully cut out. Be sure you paste it neatly on the card! When all your pasting is finished, punch two holes at the top of each card, and tie the cards together with yarn or ribbon. Betsy loves her calendar, and she thinks that you will love yours.