



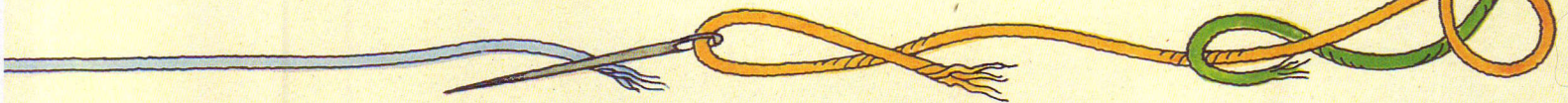


Outline (or stem) stitch



S


tem stitch is also called outline stitch. The tip of each stitch overlaps the bottom of the one above it. If you do it right, it will look like one unbroken line. Grandma doesn't know it, but this little cushion with six different kinds of stitching will be her Christmas present. I stuffed it with shredded foam rubber, which made it nice and plump, just the thing to tuck behind her head when she wants to nap!



French Knot

F

French knots are fascinating! Bring the needle and thread up through the fabric; then wind the thread three times around the needle, near the tip end. Push the needle back into the fabric; pull the thread through carefully, as far as you can. What remains will be a round French knot. I used zillions of French knots on this cosmetic case I made for Mommy's present. I guess you'll want to make up your own design for *your* mother's gift!



Story by SELMA ROBINSON
Drawings by GINNIE HOFMANN

