


# BETSY McCALL CALENDAR



JANUARY




FEBRUARY



MARCH



APRIL



MAY



JUNE




JULY



AUGUST



SEPTEMBER



OCTOBER



NOVEMBER



DECEMBER

COPYRIGHT © 1970 BY THE MCCALL PUBLISHING COMPANY

It's easy to make this Betsy McCall Calendar for 1971. The little drawing shows you how. You will need 12 white, unlined 3-by-5-inch cards; a jar or tube of library paste; a tiny printed 1971 calendar; half a yard of red or green baby ribbon. Now cut out each of the above pictures very,



very carefully. Turn the card lengthwise, and paste a picture on it. Below the picture, paste the calendar page for the month. When all are mounted and dry, make 2 holes at the top of all cards, and run the ribbon through, to hold the cards together. Tie the ribbon ends in a bow.

GINNIE HOFMANN